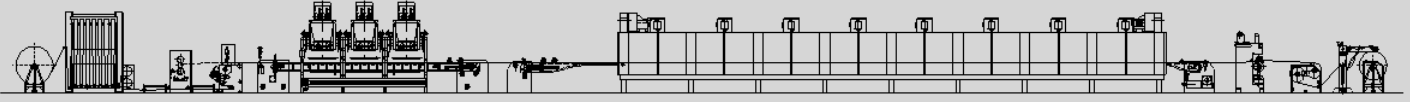



FLOCKING FABRICS AND ROLL MATERIALS



Laboratory Flocking Line - mod. LFL



The **Laboratory Flocking Line mod. LFL** consists of:


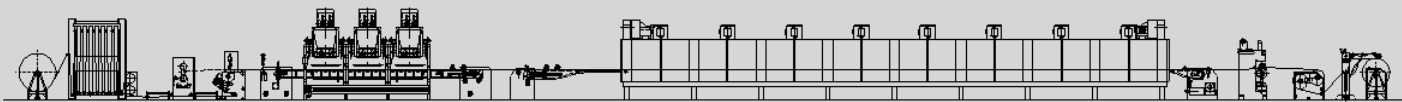
- A trolley supporting frame for all machine elements.
- One hopper with variable speed, a motorized rotating brush with an adjustable through inverter. A handwheel is provided for height adjustment. The hopper is equipped with two net frames with different meshes for different types of flock.
- Beater bar located under the hopper.
- Two different methods to guide the fabric which requires flocking:
 - with conveyor belt (with manual motion)
 - with frame for **Laboratory Oven & Direct Coating Head mod. JP** (see leaflet)
- Passage of the fabric under the hopper can be repeated, in order to simulate the same conditions of a flocking machine equipped with multiple hoppers.
- Drawer equipped hopper for excess flock.
- Electrostatic generator with adjustable tension from 0 to 50,000 Volt.
- Control board.

Member of CISQ Federation



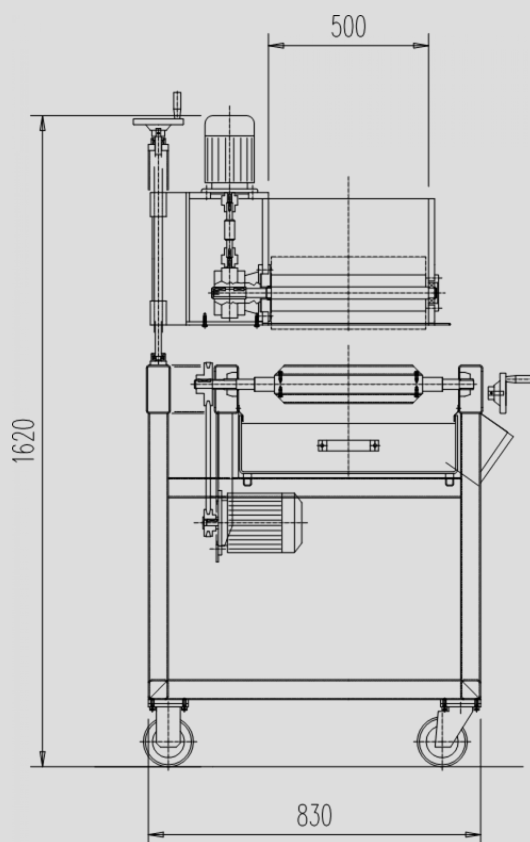
AIGLE

FLOCKING FABRICS AND ROLL MATERIALS



Options:

- Suction slot located at the flocking area outlet and connected to an exhaust, filter and flock recovery bag
- AC motorized conveyor belt which can be synchronized to a laboratory coating line



TECHNICAL DATA

Useful width	500 mm
Power supply	400 V/50 Hz/three-phase
Installed power	1 kW

Member of CISQ Federation



AIGLE