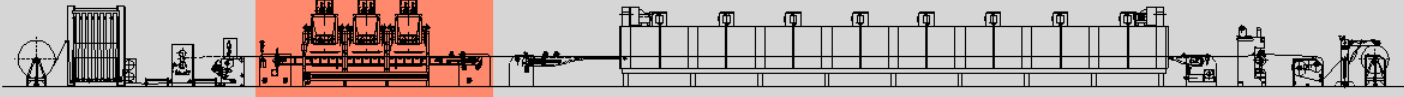


FLOCKING FABRICS AND ROLL MATERIALS



Flocking Machine - mod. FR6

The **Flocking Machine mod. FR6** consists of three base modules, each one consisting of:

- Two electrostatic hoppers with two multi-row rotating brushes. Each brush is opposed to a stainless steel screen. Rotation speed and pressure are both adjustable.

- The screen can easily be removed.

- A lifting system to adjust the gap between the hoppers and the fabric.

- A set of beater bars rotating at high, variable speeds. Below the beater bars there is a collector that recovers flock that falls off the fabric. The collector is equipped with a screw conveyor in order to connect it to the suction system.

- There is a safety seal around the flocking area made with aluminium and glass windows in order to prevent flock pollution. When the windows are opened, the electrostatic field is automatically disconnected and the earth connection is connected.




- Electrostatic Generator

- Power: 0÷6 mA
- Tension: 0÷100 kV

- A pre-feeder placed on top of the machine stores the flock and constantly feeds it to the flocking hoppers. Flock levels inside each flocking hopper is controlled automatically.

The **Flocking Machine mod. FR6** is built in two different versions:

- with a stenter, to flock knitted and regular fabrics
- with conveyor belt, to flock heavy fabrics and other sheet materials such as paper, plastic, etc.

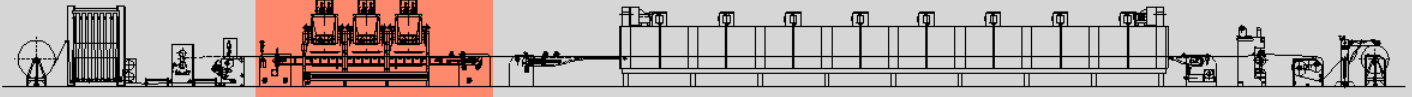


Member of CISQ Federation



AIGLE

FLOCKING FABRICS AND ROLL MATERIALS



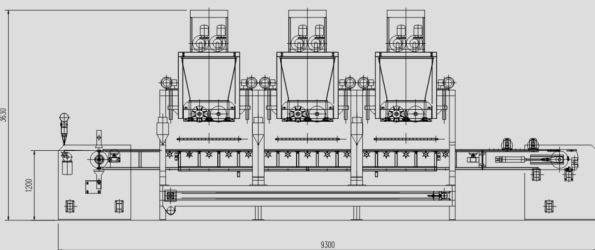
Main features of the flocking machine are:

- Hoppers which handle flock very carefully, thus preventing it from agglomerating and rolling up into balls
- Uniform, constant and accurately adjustable flock distribution, both along the width and length of the fabric
- Electronic controls to maintain constant flock levels inside the hoppers
- Light-weight and balanced beater bars, built with special hexagonal aluminium sections exclusively designed by **AIGLE**, in order to ensure maximum uniformity of fabric vibration
- Pre-cleaning suction blades, which remove excess flock from the fabric
- Easy accessibility, to reduce colour change operation times
- High insulation factor, to avoid electrostatic field dispersion
- Maximum penetration of flock into the adhesive, due to the power of generators employed and the quality of the beater bars. As an exclusive result, the finished product will be highly resistant to washing and abrasion.



TECHNICAL DATA

Useful width	to be defined
Mechanical speed	40 m/min. max.
Power supply	400 V/50 Hz/three-phase
Installed power	25 kW
Compressed air	7±1 Kg/cm ²



Member of CISQ Federation

